

AGC Group Now

To foster a deeper and clearer understanding of the AGC Group, we introduce our recent overall business-related activities in the following section. This includes a review of our business results for the fiscal year ended December 31, 2009, and an overview of each business segment, as well as a description of our corporate social responsibility (CSR) initiatives.

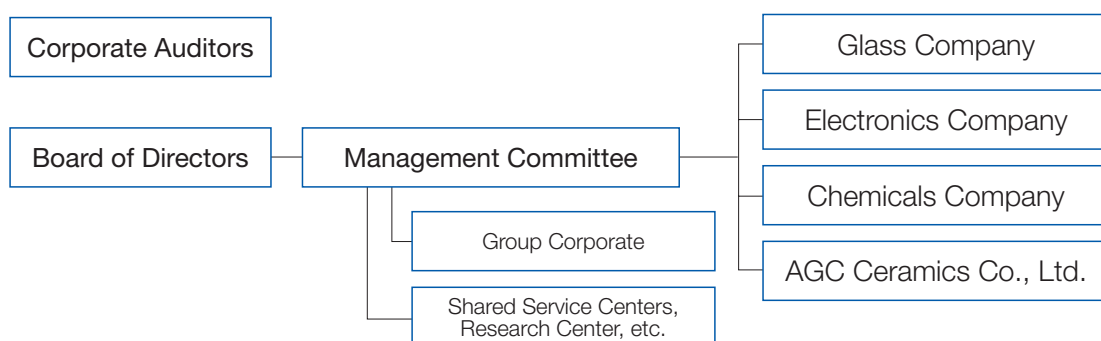


Marunouchi Park Building

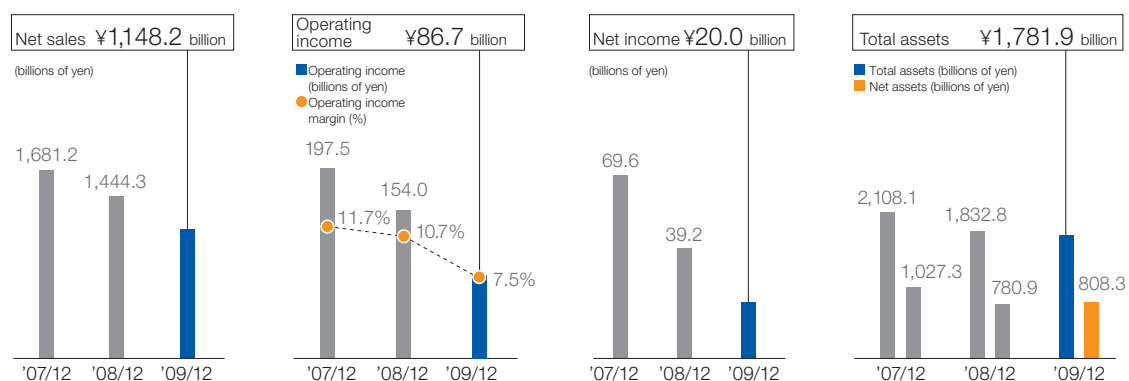
Corporate Data

- Name Asahi Glass Co., Ltd.
- Head Office 1-12-1, Yurakucho, Chiyoda-ku, Tokyo 100-8405 JAPAN
- Founded September 8, 1907
- Incorporated June 1, 1950
- Capital 90,873 million yen
- Outstanding stock 1,186,705,905 shares
- Employees 6,330 (non-consolidated) 47,618 (consolidated)
- Consolidated Group companies 178 (141 overseas) As of the end of December 2009

Organization Data

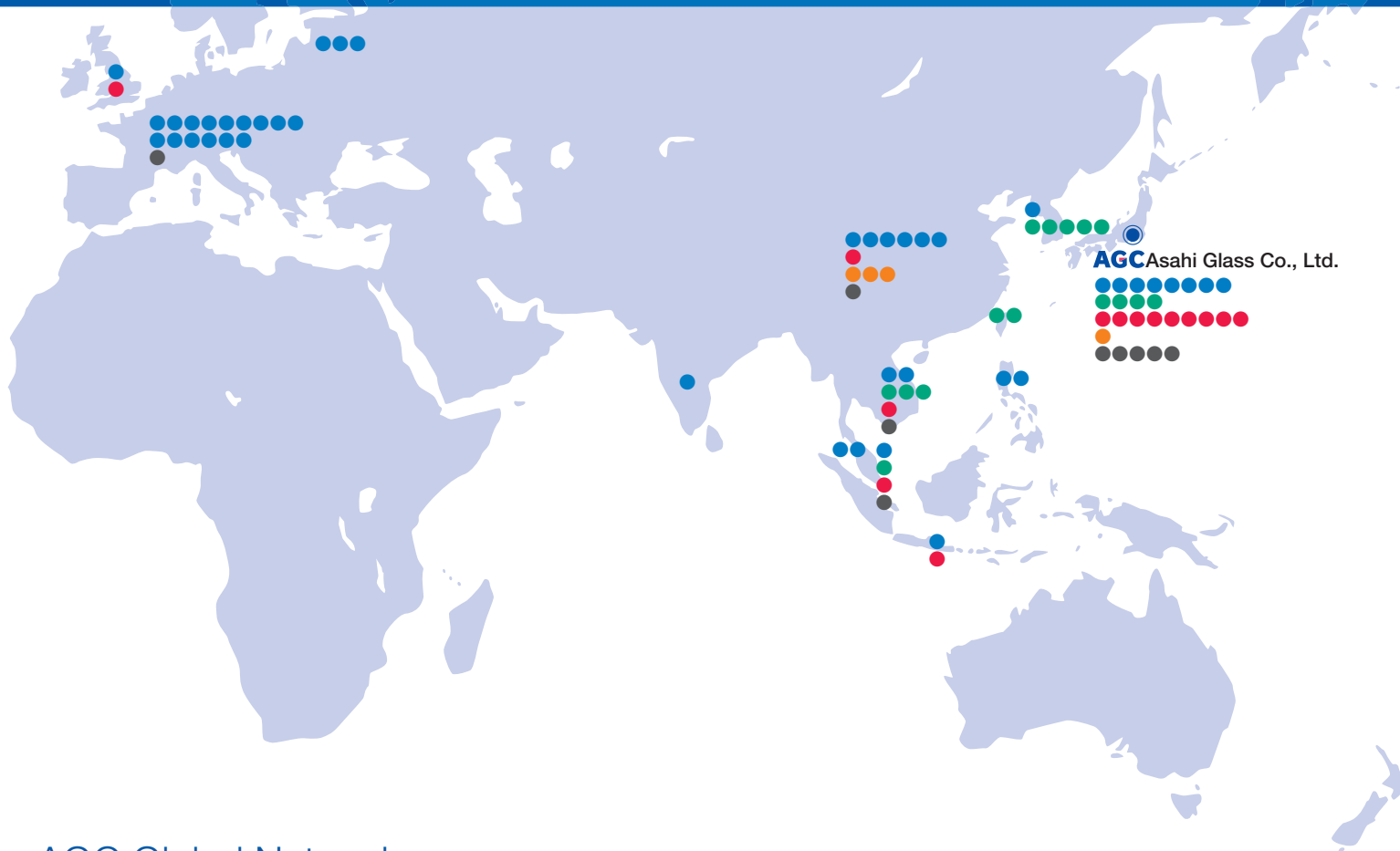


Consolidated Financial Highlights



AGC Group around the World

As a global supplier of materials including glass, electronic materials, chemicals and ceramics, the AGC Group carries out its business activities in Japan, Asia, Europe and North America, backed by approximately 50,000 employees in roughly 30 countries and regions worldwide.



AGC Global Network

AGC Asahi Glass Co., Ltd.

Japan

- AGC Glass Kenzai Co., Ltd.
- AGC Okinawa Glass Kenzai Co., Ltd.
- AGC Glass Products Co., Ltd.
- AGC Amenitech Co., Ltd.
- AGC Fabritech Co., Ltd.
- AGC Automotive AMC Co., Ltd.
- AGC Automotive ACC Co., Ltd.
- AGC Automotive Takahashi Co., Ltd.
- AGC Display Glass Yonezawa Co., Ltd.
- AGC Electronics Co., Ltd.
- AGC Techno Glass Co., Ltd.
- AGC Micro Glass Co., Ltd.
- Ise Chemicals Corporation
- AGC Si-Tech Co., Ltd.
- AGC Engineering Co., Ltd.
- AGC Seimi Chemical Co., Ltd.
- AGC Coat-Tech Co., Ltd.
- AGC Polymer Material Co., Ltd.
- AGC Green-Tech Co., Ltd.
- AGC Wakasa Chemicals Co., Ltd.
- AGC Matex Co., Ltd.
- AGC Ceramics Co., Ltd.
- AGC Research Institute Co., Ltd.
- AGC Insurance Management Co., Ltd.
- AGC Finance Co., Ltd.
- AGC Logistics Co., Ltd.
- AGC Technology Solutions Co., Ltd.

Asia

Thailand

- AGC Flat Glass (Thailand) Public Co., Ltd.
- AGC Automotive (Thailand) Co., Ltd.
- AGC Electronics (Thailand) Co., Ltd.
- AGC Techno Glass (Thailand) Co., Ltd.
- AGC Micro Glass (Thailand) Co., Ltd.
- AGC Chemicals (Thailand) Co., Ltd.
- AGC Technology Solutions (Thailand) Co., Ltd.

Indonesia

- P.T. Asahimas Flat Glass, Tbk
- P.T. Asahimas Chemical

Singapore

- AGC Flat Glass Asia Pacific Pte. Ltd.
- AGC Electronics Singapore Pte. Ltd.
- AGC Chemicals Asia Pacific Pte. Ltd.
- AGC Singapore Services Pte. Ltd.

Malaysia

- AGC Flat Glass (Malaysia) Sdn. Bhd.
- MCIS Safety Glass Sdn. Bhd.

The Philippines

- AGC Flat Glass Philippines, Inc.
- AGC Automotive Philippines, Inc.

Taiwan

- AGC Display Glass Taiwan Co., Ltd.
- AGC Electronics Taiwan Co., Ltd.

India

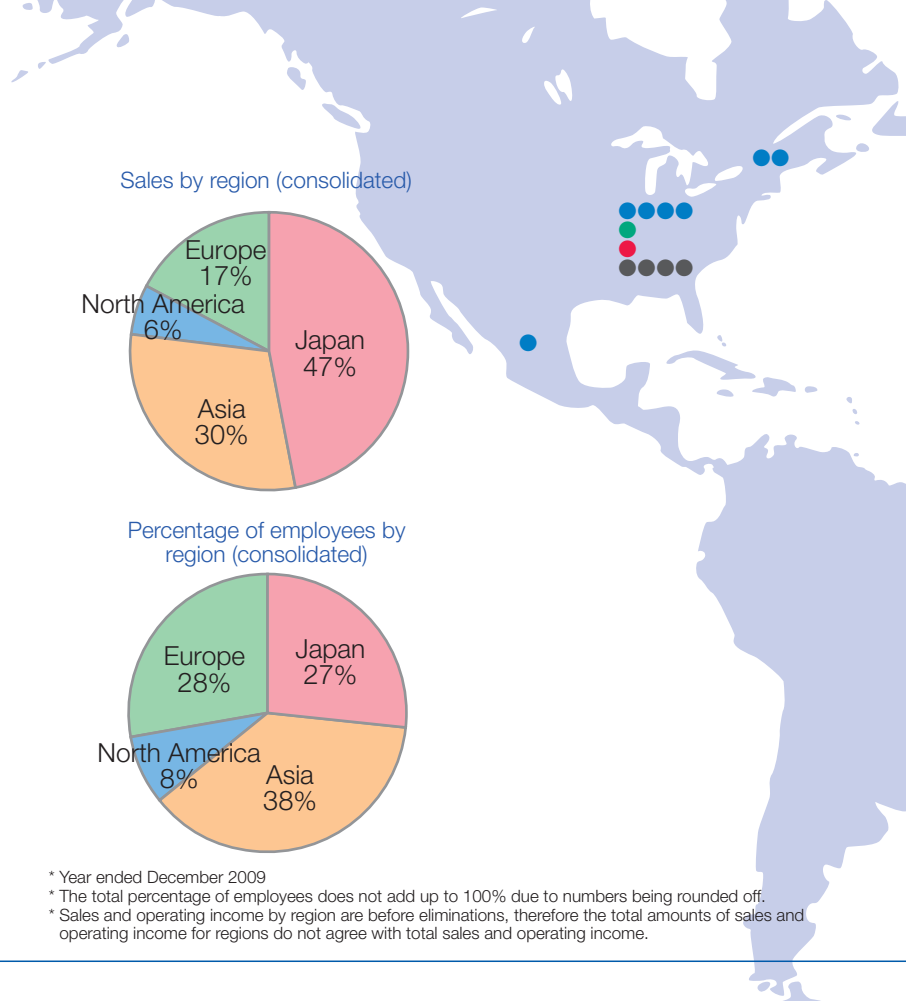
- Asahi India Glass Co., Ltd.

China

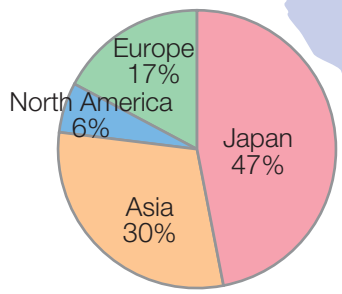
- AGC Flat Glass (Dalian) Co., Ltd.
- AGC Flat Glass (Suzhou) Co., Ltd.
- AGC Flat Glass Protech (Shenzhen) Co., Ltd.
- AGC Flat Glass (Hong Kong) Co., Ltd.
- AGC Automotive China Co., Ltd.
- AGC Automotive Foshan Co., Ltd.
- AGC Chemicals Trading (Shanghai) Co., Ltd.
- Zibo Asahi Glass Alumina Materials Co., Ltd.
- Zibo GT Industrial Ceramics Co., Ltd.
- Plibrico (Dalian) Industries Co., Ltd.
- AGC Shanghai Co., Ltd.

Korea

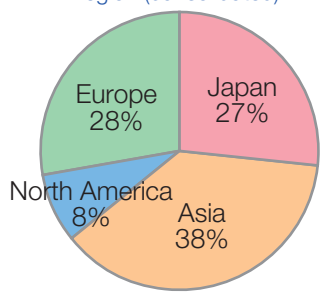
- Korea Autoglass Corporation
- Hankuk Electric Glass Co., Ltd.
- Hanwook Techno Glass Co., Ltd.
- Asahi Glass Fine Techno Korea Co., Ltd.
- Asahi PD Glass Korea Co., Ltd.
- AGC Display Glass Ochang Co., Ltd.



Sales by region (consolidated)



Percentage of employees by region (consolidated)



* Year ended December 2009
 * The total percentage of employees does not add up to 100% due to numbers being rounded off.
 * Sales and operating income by region are before eliminations, therefore the total amounts of sales and operating income for regions do not agree with total sales and operating income.

Japan

Number of employees: approx. 12,700
 Net sales: ¥658.6 billion
 Operating income: ¥27.5 billion
 Main business: Flat glass, automotive glass, display glass, electronic materials, chemicals, ceramics

Asia

Number of employees: approx. 18,000
 Net sales: ¥418.0 billion
 Operating income: ¥78.3 billion
 Main business: Flat glass, automotive glass, display glass, electronic materials, chemicals, ceramics

North America

Number of employees: approx. 3,700
 Net sales: ¥76.5 billion
 Operating income: ¥-12.5 billion
 Main business: Flat glass, automotive glass, electronic materials, chemicals

Europe

Number of employees: approx. 13,200
 Net sales: ¥236.1 billion
 Operating income: ¥-6.5 billion
 Main business: Flat glass, automotive glass, chemicals

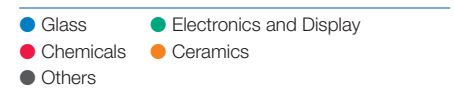
North America

- The United States**
- AGC Flat Glass North America, Inc.
 - AGC Soda Corporation
 - AGC Automotive Americas Co.
 - AGC Automotive Americas R&D, Inc.
 - AGC Electronics America
 - AGC Chemicals Americas, Inc.
 - AGC America, Inc.
 - AGC Capital, Inc.
 - AGC Investment, Inc.
 - AGC Holdings America, Inc.
- Canada**
- AGC Flat Glass North America Ltd.
 - AGC Automotive Canada, Inc.
- Mexico**
- AGC Automotive Glass Mexico, S.A. de C.V.

Europe

- Belgium**
- AGC Glass Europe
 - AGC Flat Glass Roux
 - AGC Automotive Europe
 - AGC Automotive Belgium
 - AGC Europe
- The Netherlands**
- AGC Flat Glass Netherlands B.V.
- The United Kingdom**
- AGC Automotive UK, Ltd.
 - AGC Chemicals Europe, Ltd.
- Czech Republic**
- AGC Flat Glass Czech a.s., Clen AGC Group
 - AGC Automotive Czech a.s.
- Russia**
- OJSC AGC Bor Glassworks
 - AGC Flat Glass Vostok LLC
 - AGC Flat Glass Klin LLC
- France**
- AGC France

- Italy**
- AGC Flat Glass Italia S.r.l.
 - AGC Automotive Italia S.r.l.
- Spain**
- AGC Flat Glass Iberica S.A.
- Germany**
- AGC Automotive Germany GmbH
- Hungary**
- AGC Automotive Hungary Ltd.
- Poland**
- AGC Gdansk Sp. z o.o.
- Turkey**
- AGC Otomotiv Adapazari Üretim, Sanayi Ve Ticaret Anonim Sirketi



As of end of March 2010, companies such as equity method affiliates that do not incorporate the "AGC" brand in their names are included.

Outline by Business Segment

Glass Operations

● 2009 Overview

Sales in the flat glass business decreased year-on-year because shipments declined in Japan, North America and Europe while the demand recovered in Asia, notably in China. In Europe, while prices dropped sharply with a slump in demand, the Group adjusted the capacity utilization rate of its facilities to meet the weak demand, and has been trying to restore prices since the second quarter of the year. In the meantime, although the growth in shipments of glass for solar power systems temporarily slowed down, it got back on a recovery track after the middle of the year.

In the automotive glass business, shipments began to recover after the middle of the year due to the effect of demand stimulus measures implemented in various countries. However, shipments for the full fiscal year remained at low levels and sales in this business decreased year-on-year. Further, the Group ceased the automotive glass operations at the Kitakyushu Plant in December 2009.

As a result, net sales from the Glass operations for the fiscal year was 525.0 billion yen which was 216.3 billion yen or 29.2% decrease year-on-year, and operating loss was 35.0 billion yen which was 53.7 billion yen worse year-on-year.

● Main Products

Flat glass

- Float flat glass, figured glass, polished wired glass, heat-absorbing glass, heat-reflective glass, fabricated glass for architectural use, fabricated glass for industrial use, etc.
- Glass for solar power system

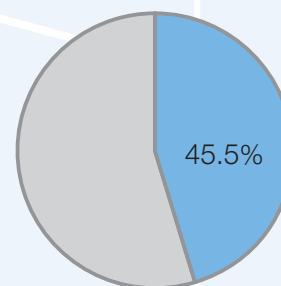
Automotive glass

- Automotive tempered glass, automotive laminated glass, etc.

Other glass

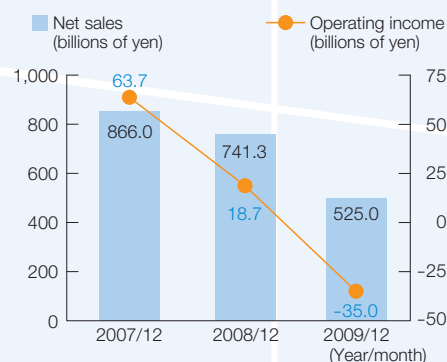
- Lighting lamp glass products, industrial glass products, etc.

Share of sales



Year ended December 2009
Sales to customers

Net Sales/Operating Income



Electronics and Display Operations

● 2009 Overview

Sales in the display business increased year-on-year on the strength of the rapid increase in the AGC Group's shipments from the latter half of the first quarter following a rebound in demand for glass substrates for flat panel displays (FPDs).

In the electronics materials business, although shipments have been recovering gradually since the second half of the year, shipments for the full fiscal year remained at low levels and sales decreased year-on-year.

As a result, net sales from the Electronics and Display operations for the fiscal year was 369.3 billion yen which was 3.4 billion yen or 0.9% decrease year-on-year, and operating income was 126.9 billion yen which was 0.4 billion yen or 0.3% increase year-on-year.

● Main Products

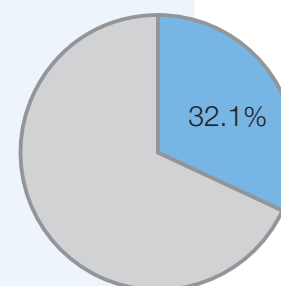
Display

- LCD glass substrates, PDP glass substrates, glass bulbs for cathode-ray tubes, etc.

Electronic materials

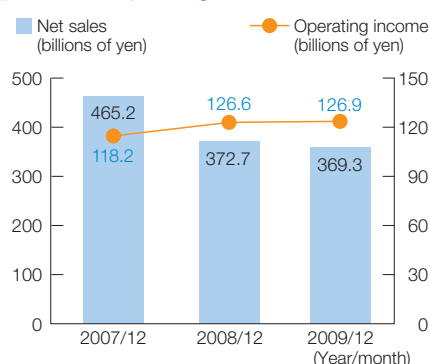
- Glass frit and paste, materials for semiconductor manufacturing equipment, synthetic quartz glass, optoelectronics materials, optical filters for PDPs, LCD designed front glass, LCD backlight glass tubes, optical membranes, etc.

Share of sales



Year ended December 2009
Sales to customers

Net Sales/Operating Income



Chemicals Operations

● 2009 Overview

In the chlor-alkali & urethane business, sales decreased year-on-year. Shipments in Asia remained robust over the course of the year. Meanwhile, shipments in Japan dropped compared with the previous fiscal year but have been picking up gradually since the middle of the year.

In the fluorochemicals & specialty chemicals business, shipments of fluoropolymers dropped sharply in particular and sales decreased compared with the previous fiscal year.

As a result, net sales from the Chemicals operations for the fiscal year was 233.7 billion yen which was 69.4 billion yen or 22.9% decrease year-on-year, and operating loss was 7.7 billion yen which was 11.6 billion yen worse year-on-year.

● Main Products

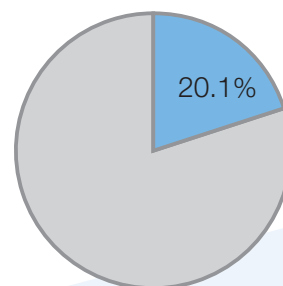
Chlor-alkali & urethane

- Vinyl chloride monomers, caustic soda, urethane materials, gases, solvents, etc.

Fluorochemicals & specialty chemicals

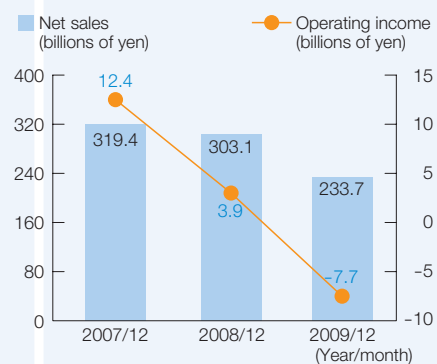
- Fluoropolymers, water and oil repellents, battery materials, iodine-related materials, etc.

Share of sales



Year ended December 2009
Sales to customers

Net Sales/Operating Income



Other Operations

● 2009 Overview

In the ceramics business, sales decreased year-on-year due to the decline in demand both in the glass engineering market and in the environmental energy market.

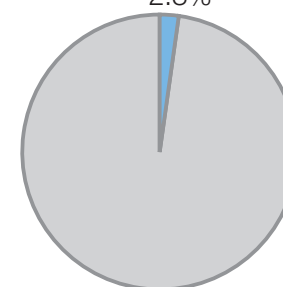
As a result, net sales from the Other operations for the fiscal year was 68.9 billion yen which was 27.7 billion yen or 28.7% decrease year-on-year, and operating income was 2.0 billion yen which was 3.0 billion yen or 59.4% decrease year-on-year.

● Main Products

Ceramics products, etc.

Logistics services, financial services

Share of sales



Year ended December 2009
Sales to customers

Net Sales/Operating Income

